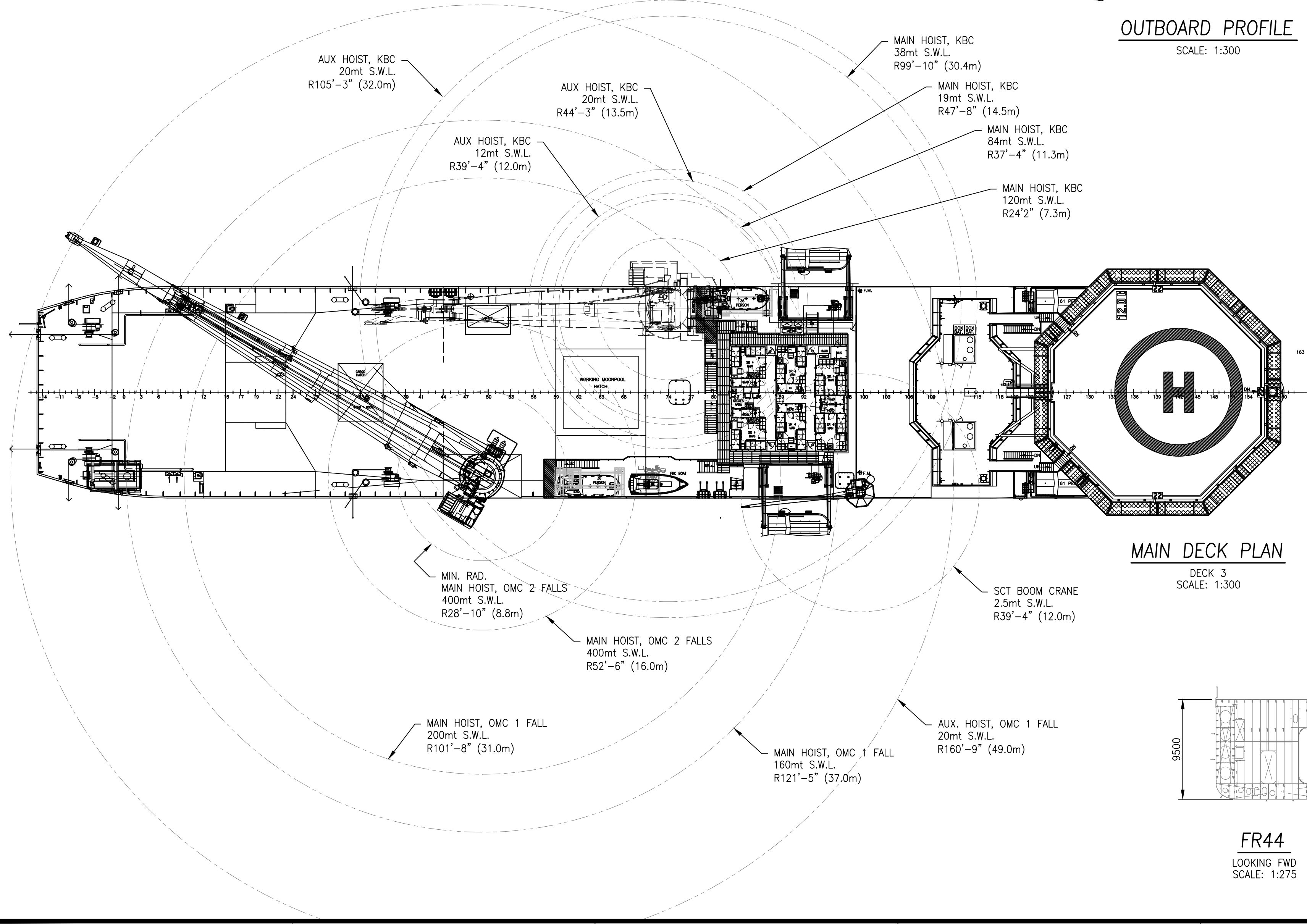
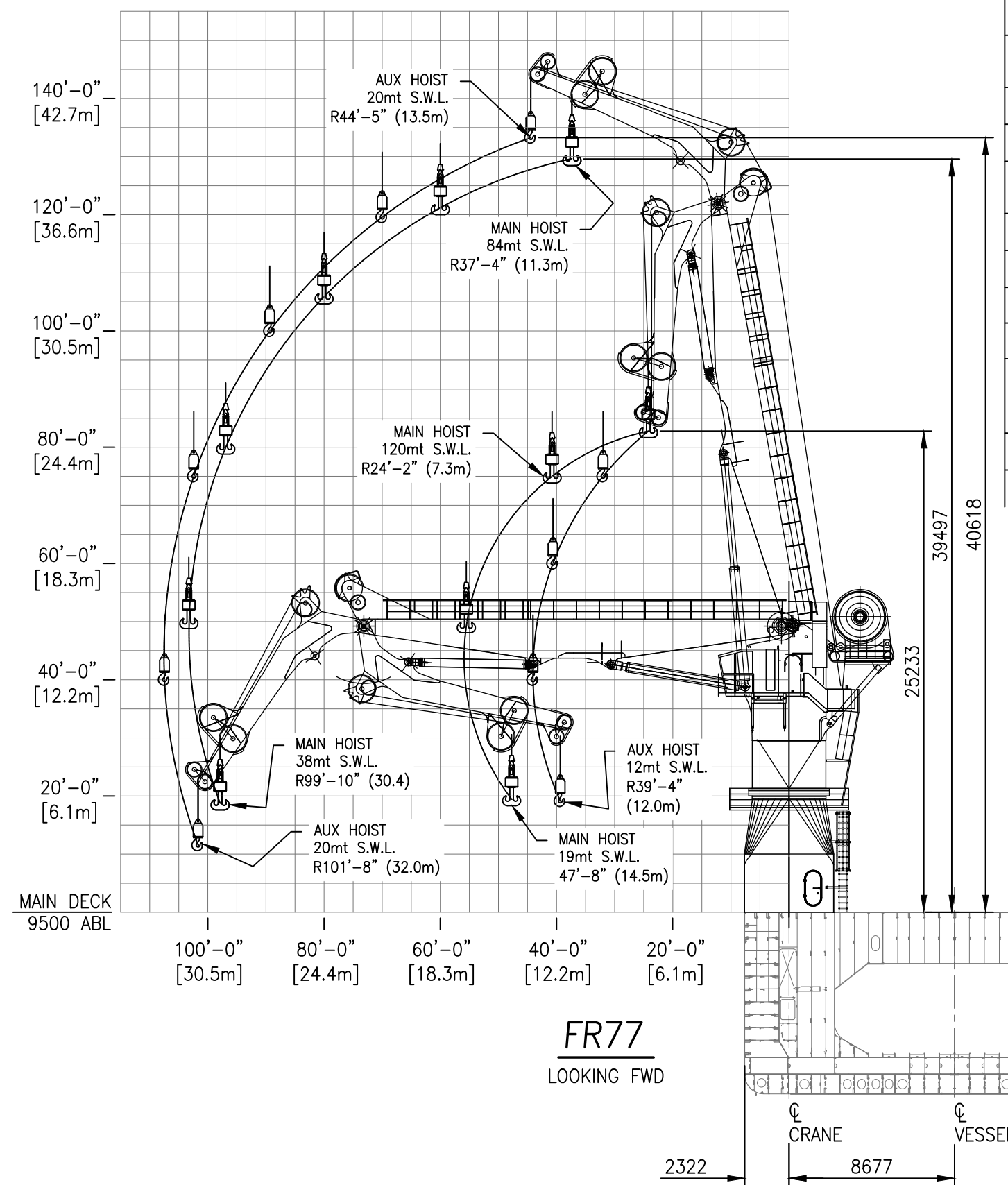


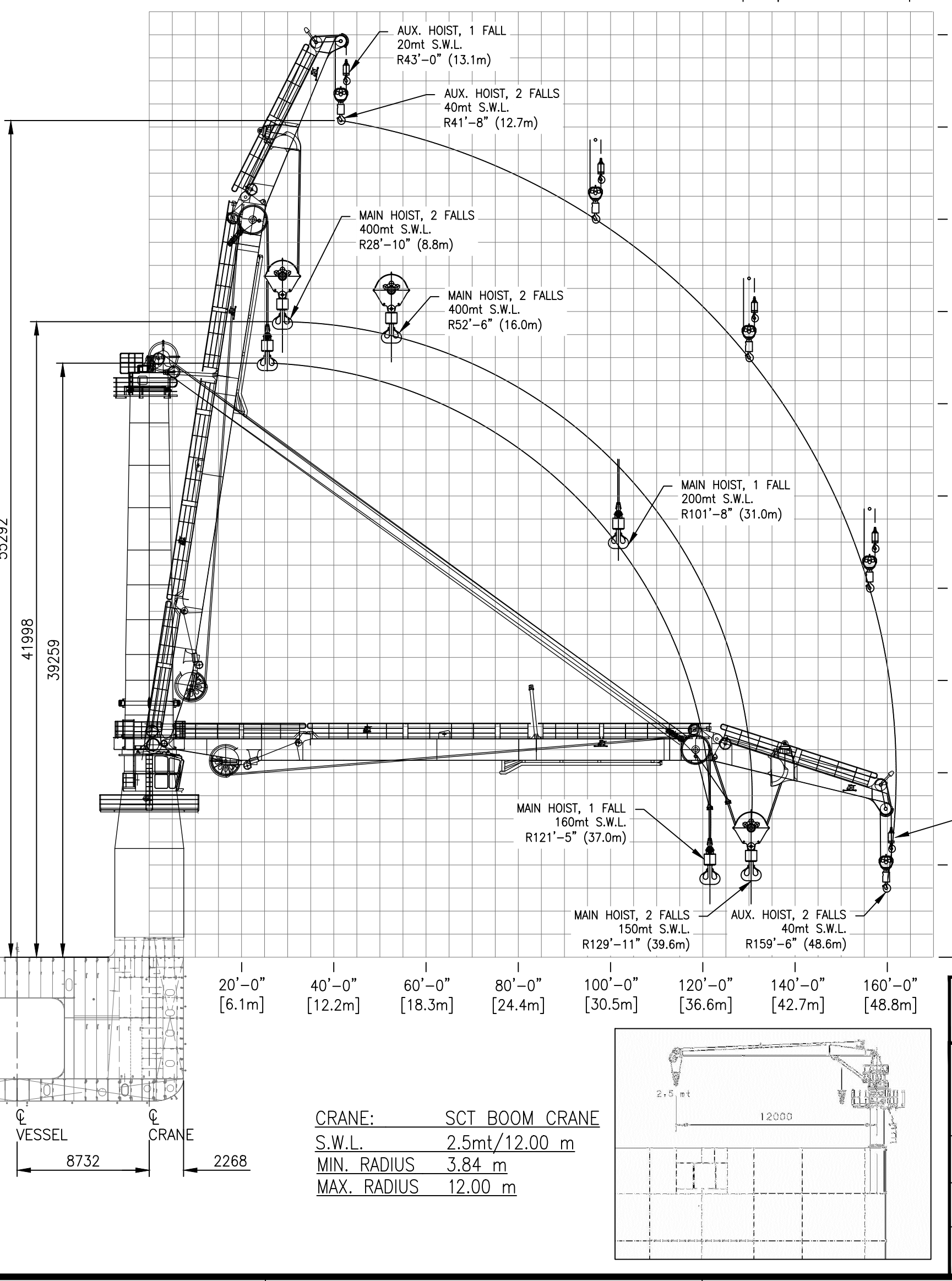
OUTBOARD PROFILE
SCALE: 1:300



MAIN DECK PLAN
DECK 3
SCALE: 1:300



FR77
LOOKING FWD



FR44
LOOKING FWD
SCALE: 1:275

REVISIONS				
REV	ZONE	DESCRIPTION	DATE	BY
1	VAR	REVISED GA PER 5691	09/18/14	-
2	VAR	REVISED PER UPDATED CRANE WIRE LENGTH	11/03/14	-
3	VAR	REVISED TO REFLECT ADDITIONAL ACCOMS, FRC, AND LIFEBOATS.	12/17/16	-
4	VAR	REVISED TO REFLECT ADDITIONAL 36 PERSON LIFEBOATS.	07/27/16	-
5	VAR	UPDATED 120MT CRANE WIRE LENGTH.	10/19/17	-
6	VAR	UPDATED PERSONNEL HANDLING SWL.	01/02/18	-
7	VAR	REVISED 400MT CRANE WIRE LENGTH.	04/18/18	-
8	ALL	1. UPDATED DRAWING TO CURRENT HOS STANDARDS. 1-3B 2. REVISED LAYOUT TO MAKE ROOM FOR ADDITIONAL CRANE LIFT CHARTS.	10/08/18	SMM
9	ALL	1. DRAWING CONVERTED TO METRIC SCALING.	11/13/18	SMM
10	1-1B	UPDATED 400MT CRANE WIRE LENGTH	12/5/18	MGS

KNUCKLE BOOM CRANE: 120mt HUISMAN AHC KBC
MAIN HOOK
 S.W.L. (load/rad./speed) 120mt/15.10m/32m/min
 S.W.L. (load/rad./speed) 38mt/30.42m/32m/min
AUX. HOOK
 S.W.L. (load/rad./speed) 20mt/7m/120m/min
 MINIMUM RADIUS 7.40 m
 MAXIMUM RADIUS (MAIN HOOK) 30.42 m
 MAXIMUM RADIUS (AUX. HOOK) 32.09 m
 WIRE LENGTH 492 m
 PERSONNEL HANDLING 2mt

WATER DEPTH (METERS)	LOAD (PRODUCTIVE)
100	93mt
200	96mt
300	94mt
400	93mt
492	91mt

BUOYANCY CONSIDERED IN LOAD

PEDESTAL CRANE: 400mt HUISMAN OMC
MAIN HOIST
 S.W.L. 2 FALLS (load/rad./speed) 400mt/8.8m/10.5m/min
 S.W.L. 1 FALL (load/rad./speed) 200mt/31m/21m/min
 S.W.L. 1 FALL (load/rad./speed) 160mt/37m/42m/min
AUX HOIST
 S.W.L. 2 FALLS (load/rad./speed) 40mt/13.1m/35m/min
 S.W.L. 1 FALL (load/rad./speed) 20mt/12.7m/70m/min
 MINIMUM RADIUS 7.80 m
 MAXIMUM RADIUS 49.00 m
 WIRE LENGTH 3,048 m
 PERSONNEL HANDLING 2mt

WATER DEPTH (METERS)	2 FALLS LOAD (PRODUCTIVE)	SINGLE LINE LOAD (PRODUCTIVE)
500	364mt	182mt
1000	329mt	164mt
1500	294mt	146mt
2000		123mt
2500		111mt
3000		93mt
3048		91mt

BUOYANCY CONSIDERED IN LOAD

HOS 430 MPSV / HOS IRON HORSE

THIS DRAWING, DESIGN CONCEPT AND SPECIFICATIONS ARE THE PROPERTY OF HORNBECK OFFSHORE SERVICES AND ARE FURNISHED ON A CONFIDENTIAL BASIS WITH AN EXPRESSED UNDERSTANDING THAT THEY WILL NOT BE COPIED, IN ANY MANNER, USED FOR MANUFACTURE, SOLD, TRANSFERRED, NOR USED TO THE DETRIMENT OF SAID FIRM WITHOUT WRITTEN PERMISSION.

DRAWN BY: S. MAUL		432'-1" X 72'-1" X 31'-2"		SIZE D/M
CHECKED BY: J. DENNIS		CRANE ARRANGEMENT		REV.
APPROVED BY: J. GUIDRY		TASK No. 6854	DRAWING No. 6,805	SCALE: NOTED/METRIC DATE: 10/09/18 SHEET 1 OF 1